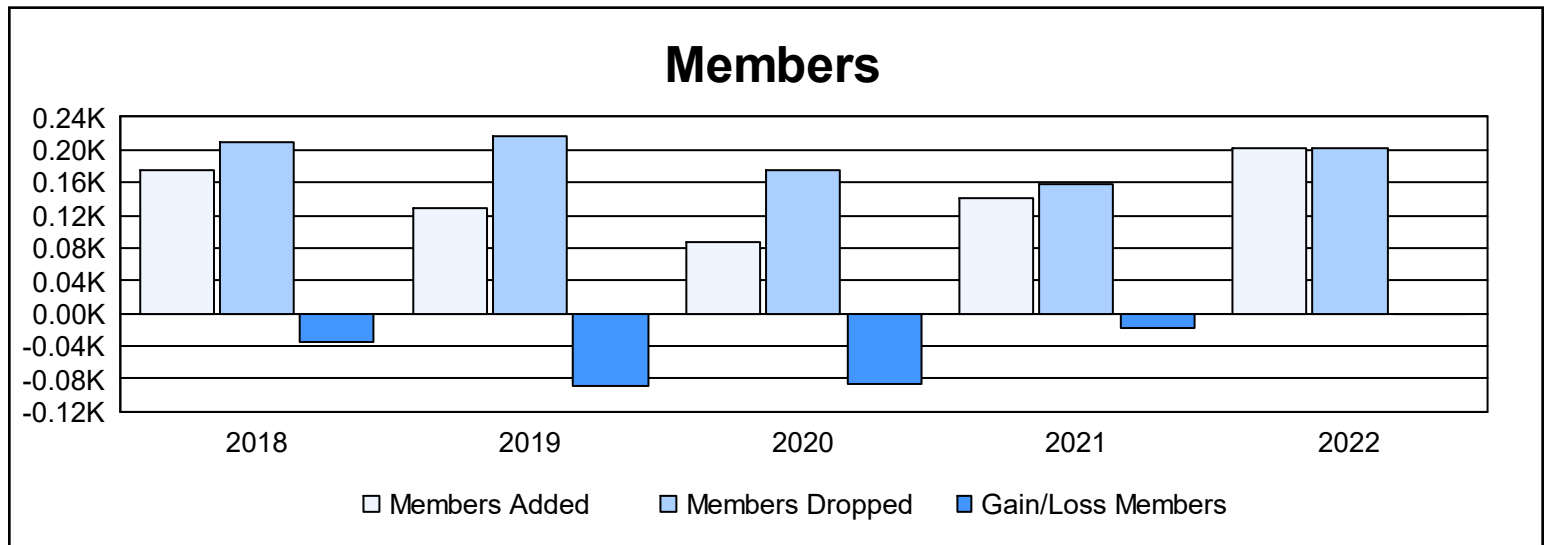
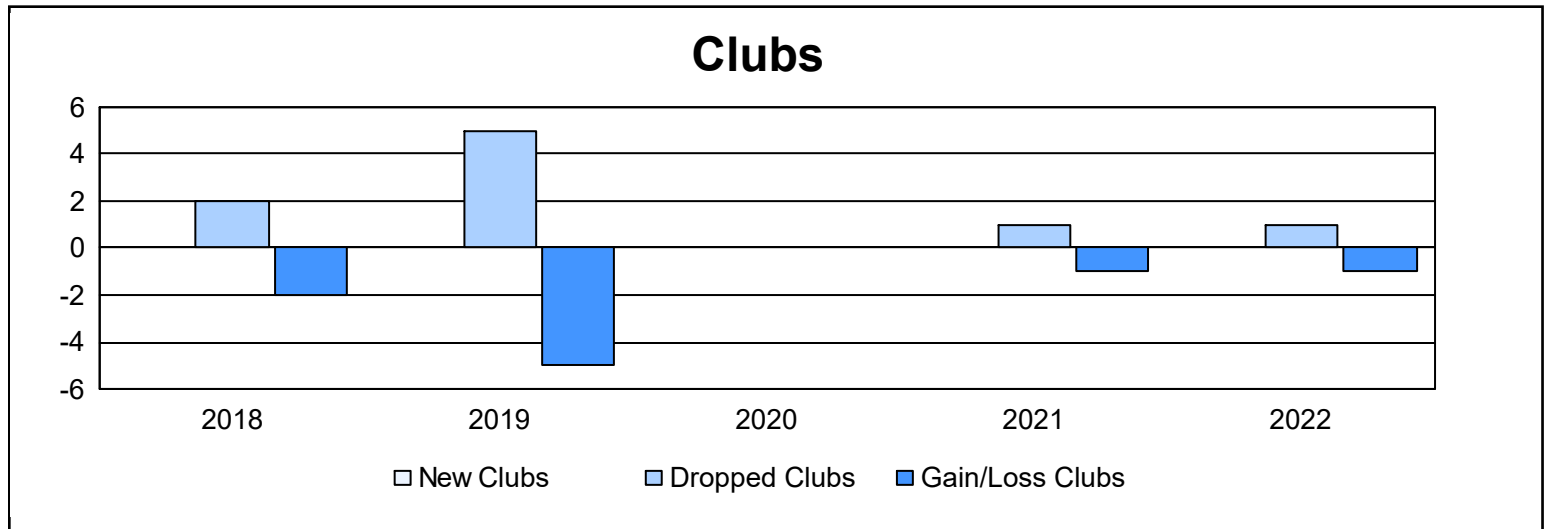
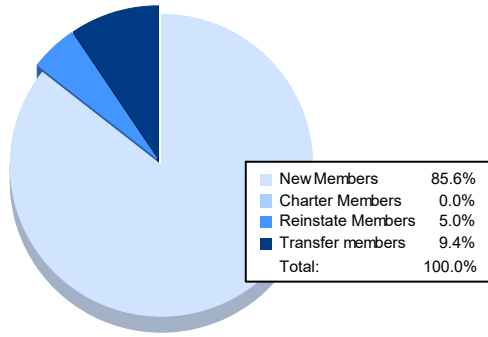


Year	New Clubs	Dropped Clubs	Gain/ Loss Clubs	New Members	Charter Members	Reinstate Members	Transfer Members	Total Member Added	Total Members Dropped	Gain/ Loss Members
2017-2018	0	2	-2	151	0	8	17	176	210	-34
2018-2019	0	5	-5	109	0	7	13	129	217	-88
2019-2020	0	0	0	64	2	9	13	88	174	-86
2020-2021	0	1	-1	120	2	13	6	141	159	-18
2021-2022	0	1	-1	173	0	10	19	202	203	-1
<b>Average</b>	<b>0</b>	<b>2</b>	<b>-2</b>	<b>123</b>	<b>1</b>	<b>9</b>	<b>14</b>	<b>147</b>	<b>193</b>	<b>-45</b>



### Membership Composition June 2022 Cumulative



### Gender Composition June 2022 Cumulative

